

ZAXIS | DASH-5 PRODUCTION-CLASS EXCAVATORS

# ZX870LC-5

397 kW (532 hp)

# ZX870LC



**HITACHI**

<b>Engine</b>		<b>ZX870LC-5</b>	
Manufacturer and Model	Isuzu 6WGI-iT4		
Non-Road Emission Standards	EPA Interim Tier 4/EU Stage IIIB		
Net Rated Power (ISO 9249)	397 kW (532 hp) @ 1,800 rpm		
Cylinders	6		
Displacement	15.7 L (957 cu. in.)		
Off-Level Capacity	70% (35 deg.)		
Aspiration	Turbocharged, air-to-air charge-air cooler		
<b>Cooling</b>			
Cool-on-demand hydraulic-driven, suction-type fan with remote-mounted drive			
<b>Powertrain</b>			
2-speed propel with automatic shift			
<b>Maximum Travel Speed</b>			
Low	3.2 km/h (2 mph)		
High	4.7 km/h (2.9 mph)		
Drawbar Pull	57 240 kg (126,193 lb.)		
<b>Hydraulics</b>			
Open center, load sensing			
<b>Main Pumps</b>			
2 variable-displacement pumps			
Maximum Rated Flow	566 L/m (150 gpm) x 2		
<b>Pilot Pump</b>			
One gear			
Maximum Rated Flow	30 L/m (7.9 gpm)		
Pressure Setting	3900 kPa (566 psi)		
<b>System Operating Pressure</b>			
<b>Circuits</b>			
Implement Circuits	31 900 kPa (4,627 psi)		
Travel Circuits	34 300 kPa (4,975 psi)		
Swing Circuits	29 400 kPa (4,264 psi)		
Power Boost	34 300 kPa (4,975 psi)		
<b>Controls</b>			
Pilot levers, short-stroke, low-effort hydraulic pilot controls with shutoff lever			
<b>Cylinders</b>			
	<b>Bore</b>	<b>Rod Diameter</b>	<b>Stroke</b>
<b>Boom (2)</b>	215 mm (8.5 in.)	150 mm (5.9 in.)	1835 mm (72.2 in.)
<b>Arm (1)</b>	225 mm (8.9 in.)	160 mm (6.3 in.)	2225 mm (87.6 in.)
<b>Bucket (1)</b>	200 mm (7.9 in.)	140 mm (5.5 in.)	1555 mm (61.2 in.)
<b>Electrical</b>			
Number of Batteries (12 volt)	2		
Battery Capacity	500 CCA		
Alternator Rating	50 amp		
Work Lights	5 halogen (1 mounted on frame, 2 mounted on boom, and 2 mounted on top of cab)		
<b>Undercarriage</b>			
<b>Rollers (each side)</b>			
Carrier	3		
Track	9		
Shoes, Double Bar Grousers (each side)	51		
<b>Track</b>			
Adjustment	Hydraulic		
Guides	Front and center		
Chain	Sealed and lubricated		
<b>Ground Pressure</b>			
700-mm (28 in.) Double Bar Grouser Shoes	106.9 kPa (15.5 psi)		
800-mm (32 in.) Double Bar Grouser Shoes	94.5 kPa (13.7 psi)		
900-mm (36 in.) Double Bar Grouser Shoes	84.8 kPa (12.3 psi)		
<b>Swing Mechanism</b>			
Swing Speed	7.8 rpm		
Swing Torque	267 000 Nm (196,929 lb.-ft.)		

# DASH-5

## Serviceability

### Refill Capacities

Fuel Tank	1110 L (293 gal.)
Cooling System	112 L (29.6 gal.)
Engine Oil with Filter	57 L (15.1 gal.)
Hydraulic Tank	500 L (132.1 gal.)
Hydraulic System	1042 L (275.3 gal.)
<b>Gearbox</b>	
Swing (each)	15 L (15.9 qt.)
Travel (each)	19 L (20.1 qt.)
Pump Drive	6.2 L (6.6 qt.)

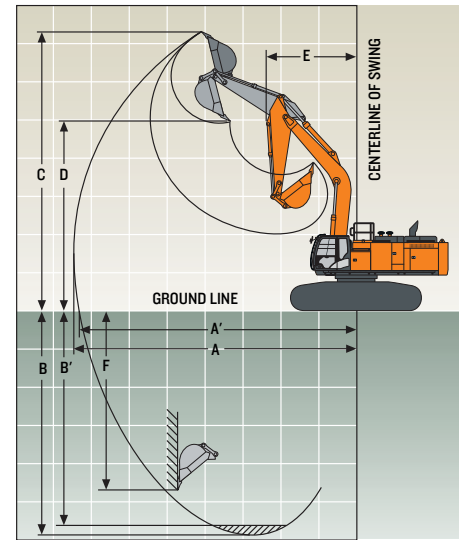
### Operating Weights

With full fuel tank; 79-kg (175 lb.) operator; 3.49-m<sup>3</sup> (4.57 cu. yd.), 1370-mm (54 in.), 3558-kg (7,845 lb.) bucket; 4.4-m (14 ft. 5 in.) arm; 13 300-kg (29,321 lb.) counterweight; and 900-mm (36 in.) double-bar grouser shoes

SAE Operating Weight 87 659 kg (193,255 lb.)

### Optional Components

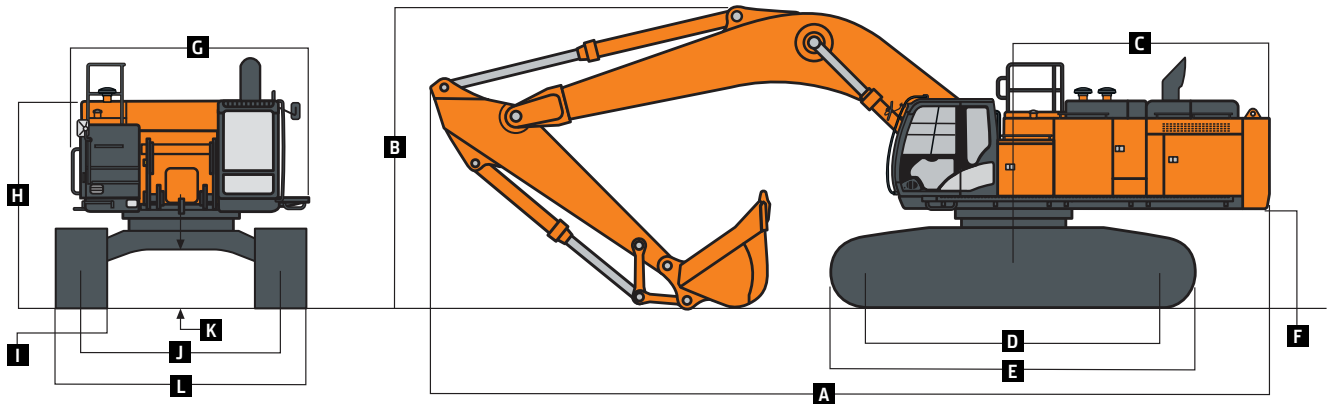
<b>Undercarriage w/ Double Bar Grouser Shoes</b>	
650 mm (26 in.)	32 350 kg (71,320 lb.)
750 mm (30 in.)	33 050 kg (72,863 lb.)
900 mm (36 in.)	33 990 kg (74,935 lb.)
<b>One-Piece Boom (with arm cylinder)</b>	
8.4 m (27 ft. 7 in.)	8200 kg (18,078 lb.)
7.1-m (23 ft. 4 in.) Mass Excavating	7670 kg (16,909 lb.)
10 m (32 ft. 10 in.)	9390 kg (20,701 lb.)
<b>Arm with Bucket Cylinder and Linkage</b>	
3.7 m (12 ft. 1 in.)	4330 kg (9,546 lb.)
4.4 m (14 ft. 5 in.)	4660 kg (10,274 lb.)
5.4 m (17 ft. 9 in.)	4950 kg (10,913 lb.)
2.95-m (9 ft. 8 in.) with 7.1-m (23 ft. 4 in.) Mass-Excavating Boom	4650 kg (10,251 lb.)
Boom-Lift Cylinders (2), Total Weight	1700 kg (3,748 lb.)
3.49-m <sup>3</sup> (4.57 cu. yd.), 1370-mm (54 in.) Heavy-Duty High-Capacity Bucket	3558 kg (7,844 lb.)



### Operating Dimensions

Arm Length	3.7 m (12 ft. 2 in.) w/ 8.4-m (27 ft. 7 in.) Boom	4.4 m (14 ft. 5 in.) w/ 8.4-m (27 ft. 7 in.) Boom	5.4 m (17 ft. 9 in.) w/ 8.4-m (27 ft. 7 in.) Boom	2.95-m (9 ft. 8 in.) w/ 7.1-m (23 ft. 4 in.) Mass-Excavating Boom	4.4-m (14 ft. 5 in.) w/ 10-m (32 ft. 10 in.) Boom	5.4-m (17 ft. 9 in.) w/ 10-m (32 ft. 10 in.) Boom
<b>Arm Digging Force</b>						
SAE	315 kN (70,815 lb.)	273 kN (61,373 lb.)	237 kN (53,280 lb.)	378 kN (84,978 lb.)	273 kN (61,373 lb.)	237 kN (53,280 lb.)
ISO	323 kN (72,613 lb.)	280 kN (62,946 lb.)	243 kN (54,629 lb.)	394 kN (88,575 lb.)	280 kN (62,946 lb.)	243 kN (54,629 lb.)
<b>Bucket Digging Force</b>						
SAE	359 kN (80,706 lb.)	359 kN (80,706 lb.)	289 kN (64,970 lb.)	411 kN (92,396 lb.)	359 kN (80,706 lb.)	289 kN (64,970 lb.)
ISO	399 kN (89,699 lb.)	399 kN (89,699 lb.)	323 kN (72,613 lb.)	472 kN (106,110 lb.)	399 kN (89,699 lb.)	323 kN (72,613 lb.)
<b>A</b> Maximum Reach	14.10 m (46 ft. 3 in.)	14.91 m (48 ft. 11 in.)	15.91 m (52 ft. 2 in.)	12.34 m (40 ft. 6 in.)	16.55 m (54 ft. 4 in.)	17.56 m (57 ft. 7 in.)
<b>A'</b> Maximum Reach at Ground Level	13.82 m (45 ft. 4 in.)	14.64 m (48 ft.)	15.67 m (51 ft. 5 in.)	12.02 m (39 ft. 5 in.)	16.32 m (53 ft. 7 in.)	17.34 m (56 ft. 11 in.)
<b>B</b> Maximum Digging Depth	8.87 m (29 ft. 1 in.)	9.57 m (31 ft. 5 in.)	10.57 m (34 ft. 8 in.)	7.14 m (23 ft. 5 in.)	11.16 m (36 ft. 7 in.)	12.16 m (39 ft. 11 in.)
<b>B'</b> Maximum Digging Depth at						
2.44-m (8 ft.) Flat Bottom	8.74 m (28 ft. 8 in.)	9.46 m (31 ft.)	10.46 m (34 ft. 4 in.)	7 m (23 ft.)	11.04 m (36 ft. 3 in.)	12.06 m (39 ft. 7 in.)
<b>C</b> Maximum Cutting Height	13.03 m (42 ft. 9 in.)	13.82 m (45 ft. 4 in.)	14.53 m (47 ft. 8 in.)	12.01 m (39 ft. 5 in.)	14.66 m (48 ft. 1 in.)	15.34 m (50 ft. 4 in.)
<b>D</b> Maximum Dumping Height	9.08 m (29 ft. 9 in.)	9.73 m (31 ft. 11 in.)	10.41 m (34 ft. 2 in.)	8.13 m (26 ft. 8 in.)	10.81 m (35 ft. 6 in.)	11.26 m (36 ft. 11 in.)
<b>E</b> Minimum Swing Radius	5.95 m (19 ft. 6 in.)	5.94 m (19 ft. 6 in.)	5.94 m (19 ft. 6 in.)	5.21 m (17 ft. 1 in.)	7.35 m (24 ft. 1 in.)	7.32 m (24 ft.)
<b>F</b> Maximum Vertical Wall	7.17 m (23 ft. 6 in.)	8.48 m (27 ft. 10 in.)	9.75 m (32 ft.)	4.10 m (13 ft. 5 in.)	9.87 m (32 ft. 5 in.)	11.34 m (37 ft. 2 in.)

Machine Dimensions	ZX870LC-5	
<b>A Overall Length w/ Arm</b>		
3.7 m (12 ft. 2 in.)	14.88 m (48 ft. 10 in.)	
4.4 m (14 ft. 5 in.)	14.80 m (48 ft. 7 in.)	
5.4 m (17 ft. 9 in.)	14.65 m (48 ft. 1 in.)	
2.95-m (9 ft. 8 in.) Mass Excavating with Mass-Excavating Boom	13.55 m (44 ft. 5 in.)	
<b>B Overall Height w/ Arm</b>		
3.7 m (12 ft. 2 in.)	4.77 m (15 ft. 8 in.)	
4.4 m (14 ft. 5 in.)	5.13 m (16 ft. 10 in.)	
5.4 m (17 ft. 9 in.)	5.76 m (18 ft. 11 in.)	
2.95-m (9 ft. 8 in.) Mass Excavating with Mass-Excavating Boom	5.20 m (17 ft. 1 in.)	
<b>C Rear-End Length/Swing Radius</b>	4.54 m (14 ft. 11 in.)	
<b>D Distance Between Idler/Sprocket Centerline</b>	5.11 m (16 ft. 9 in.)	
<b>E Undercarriage Length</b>	6.36 m (20 ft. 10 in.)	
<b>F Counterweight Clearance</b>	1.68 m (5 ft. 6 in.)	
<b>G Upperstructure Width</b>	4.12 m (13 ft. 6 in.)	
<b>H Cab Height</b>	3.69 m (12 ft. 1 in.)	
<b>I Track Width w/ Double Bar Grouser Shoes</b>	650 mm (26 in.) / 750 mm (30 in.) / 900 mm (36 in.)	
<b>J Gauge Width</b>		
Operating Position	3.45 m (11 ft. 4 in.)	
Transport Position	2.83 m (9 ft. 3 in.)	
<b>K Ground Clearance</b>	0.89 m (35 in.)	
<b>L Overall Width w/ 900-mm (36 in.) Double Bar Grouser Shoes</b>		
Operating Position	4.35 m (14 ft. 3 in.)	
Transport Position	3.73 m (12 ft. 3 in.)	



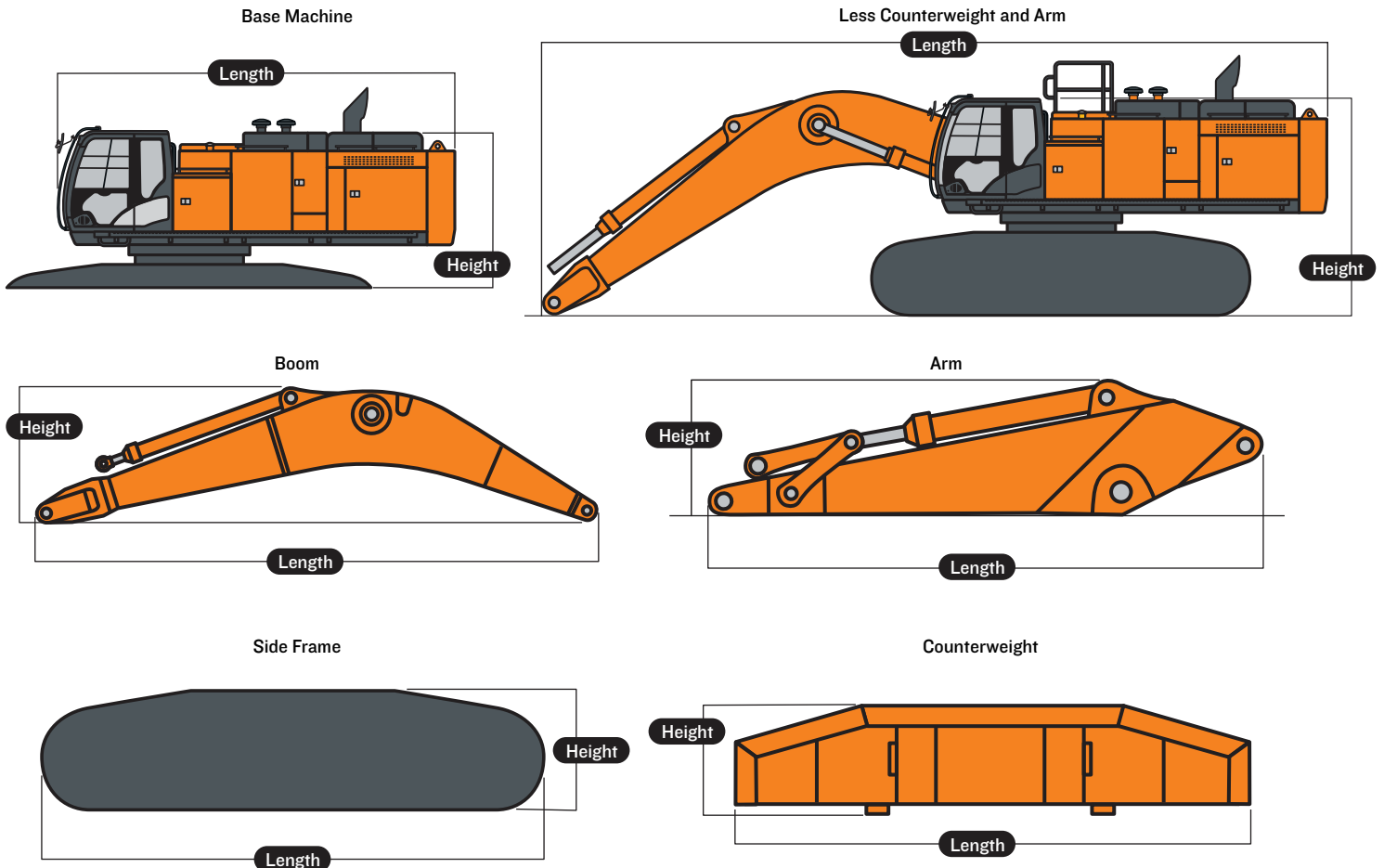
# DASH-5

## Operating Dimensions

Base Machine (without front attachment and side frame)*	Length 6.04 m (19 ft. 10 in.)	Height 3.49 m (11 ft. 5 in.)	Overall Width 3.39 m (11 ft. 1 in.)	Weight 27 400 kg (60,407 lb.)
<b>Side Frame**</b>				
650-mm (26 in.) Shoe Width	6.36 m (20 ft. 10 in.)	1.50 m (4 ft. 11 in.)	1.30 m (4 ft. 3 in.)	12 100 kg (26,676 lb.)
750-mm (30 in.) Shoe Width	6.36 m (20 ft. 10 in.)	1.50 m (4 ft. 11 in.)	1.33 m (4 ft. 4 in.)	12 500 kg (27,558 lb.)
900-mm (36 in.) Shoe Width	6.36 m (20 ft. 10 in.)	1.50 m (4 ft. 11 in.)	1.43 m (4 ft. 8 in.)	12 890 kg (28,418 lb.)
1020-mm (40 in.) Shoe Width	6.36 m (20 ft. 10 in.)	1.50 m (4 ft. 11 in.)	1.45 m (4 ft. 9 in.)	13 320 kg (29,366 lb.)
<b>Counterweight, Standard</b>	3.36 m (11 ft.)	1.62 m (5 ft. 4 in.)	0.72 m (28 in.)	13 300 kg (29,321 lb.)
<b>Boom</b>				
7.1 m (23 ft. 4 in.)	7.49 m (24 ft. 7 in.)	2.70 m (8 ft. 10 in.)	1.45 m (4 ft. 9 in.)	7670 kg (16,909 lb.)
8.4 m (27 ft. 7 in.)	8.78 m (28 ft. 10 in.)	2.50 m (8 ft. 2 in.)	1.45 m (4 ft. 9 in.)	8200 kg (18,078 lb.)
10 m (32 ft. 10 in.)	10.37 m (34 ft.)	2.70 m (8 ft. 10 in.)	1.45 m (4 ft. 9 in.)	9390 kg (20,701 lb.)
<b>Arm</b>				
2.95 m (9 ft. 8 in.)	4.46 m (14 ft. 8 in.)	1.66 m (5 ft. 5 in.)	0.85 m (33 in.)	4650 kg (10,251 lb.)
3.7 m (12 ft. 2 in.)	5.29 m (17 ft. 4 in.)	1.42 m (4 ft. 8 in.)	0.82 m (32 in.)	4330 kg (9,546 lb.)
4.4 m (14 ft. 5 in.)	5.88 m (19 ft. 3 in.)	1.42 m (4 ft. 8 in.)	0.82 m (32 in.)	4660 kg (10,274 lb.)
5.4 m (17 ft. 9 in.)	6.83 m (22 ft. 5 in.)	1.48 m (4 ft. 10 in.)	0.80 m (31 in.)	4950 kg (10,913 lb.)
<b>Less Arm and Counterweight</b>	7.08 m (23 ft. 3 in.)	4.41 m (14 ft. 6 in.) / 3.39 m (11 ft. 1 in.) without exhaust stack	3.60 m (11 ft. 10 in.)	51 800 kg (114,199 lb.) with 650-mm (26 in.) shoes / 52 500 kg (115,743 lb.) with 750-mm (30 in.) shoes

\*Steps on the track frame and the side hydraulic oil tank, handrails on the upper battery box, upper fuel tank, and the side hydraulic oil tank must be removed to comply with the overall width dimensions above.

\*\*The dimensions and the weights indicate those of one side frame.



### Lift Charts

**Boldface type** indicates hydraulically limited capacity; **lightface type** indicates stability-limited capacities, in kg (lb.). Ratings at bucket lift hook; machine equipped with standard gauge and situated on firm, uniform supporting surface. Total load includes weight of cables, hook, etc. Figures do not exceed 87 percent of hydraulic capacities or 75 percent of weight needed to tip machine. All lift capacities are based on ISO 10567 (with power boost).

Load Point Height	3.0 m (10 ft.)		4.5 m (15 ft.)		6.0 m (20 ft.)		7.5 m (25 ft.)		9.0 m (30 ft.)		10.5 m (35 ft.)		12.0 m (40 ft.)	
Horizontal Distance from Centerline of Rotation	Over Front	Over Side	Over Front	Over Side	Over Front	Over Side	Over Front	Over Side	Over Front	Over Side	Over Front	Over Side	Over Front	Over Side
With 2.9-m <sup>3</sup> (3.79 cu. yd.) bucket, 4.4-m (14 ft. 5 in.) arm, 8.4-m (27 ft. 7 in.) boom, and 650-mm (26 in.) double bar grouser shoes														
9.0 m (30 ft.)											<b>10 017</b>	<b>10 017</b>	<b>(19,446)</b>	<b>(19,446)</b>
7.5 m (25 ft.)									13 533	13 533	12 668	12 546	<b>(26,635)</b>	<b>(26,635)</b>
6.0 m (20 ft.)							16 971	16 971	14 840	14 840	13 489	12 255	9301	9288
4.5 m (15 ft.)					25 251	25 251	19 607	19 607	16 415	15 519	14 422	11 822	11 997	9110
3.0 m (10 ft.)					29 592	28 023	22 176	19 817	18 010	14 781	15 403	11 363	13 674	8875
1.5 m (5 ft.)					28 893	26 575	24 195	18 846	19 362	14 143	16 260	10 951	13 846	8631
Ground Line					28 793	25 831	25 383	18 201	20 259	13 672	16 821	10 634	13 656	8454
-1.5 m (-5 ft.)			16 350	16 350	33 262	25,555	25 660	17 863	20 543	13 394	16 806	10 449		
-3.0 m (-10 ft.)	16 528	16 528	24 952	24 952	31 886	25 594	24 981	17 787	20 048	13 315	16 234	10 432		
-4.5 m (-15 ft.)	25 416	25 416	36 206	36 206	29 279	25 896	23 165	17 955	18 445	13 459				
-6.0 m (-20 ft.)			31 730	31 730	24 964	24 964	19 636	18 414						
With 4.5-m <sup>3</sup> (5.89 cu. yd.) bucket, 2.95-m (9 ft. 8 in.) BE arm, 7.1-m (23 ft. 4 in.) BE boom, and 650-mm (26 in.) double bar grouser shoes														
7.5 m (25 ft.)							18 586	18 586						
6.0 m (20 ft.)					24 030	24 030	20 180	20 180	17 955	15 295				
4.5 m (15 ft.)					28 171	28 171	22 238	20 727	18 941	14 949				
3.0 m (10 ft.)					31 893	28 423	24 273	19 742	19 970	14 436				
1.5 m (5 ft.)					33 940	27 185	25 677	18 944	20 662	13 961				
Ground Line					34 060	26 550	26,028	18 430	20 609	13 643				
-1.5 m (-5 ft.)			37 404	37 404	32 417	26 358	24 990	18 223						
-3.0 m (-10 ft.)	37 120	37 120	37 087	37 087	28 747	26 539	21 817	18 368						
With 2.9-m <sup>3</sup> (3.79 cu. yd.) bucket, 4.4-m (14 ft. 5 in.) arm, 8.4-m (27 ft. 7 in.) boom, and 750-mm (30 in.) double bar grouser shoes														
9.0 m (30 ft.)											<b>10 017</b>	<b>10 017</b>	<b>(19,446)</b>	<b>(19,446)</b>
7.5 m (25 ft.)									13 533	13 533	12 668	12 662	<b>(26,635)</b>	<b>(26,635)</b>
6.0 m (20 ft.)							16 971	16 971	14 840	14 840	13 489	12 370	9301	9301
4.5 m (15 ft.)					25 251	25 251	19 607	19 607	16 415	15 659	14 422	11 938	11 997	9209
3.0 m (10 ft.)					29 592	28 265	22 176	19 994	18 010	14 921	15 403	11 479	13 674	8974
1.5 m (5 ft.)					28 893	26 816	24 195	19 023	19 362	14 283	16 260	11 066	13 991	8730
Ground Line					28 793	26 072	25 383	18 378	20 259	13 812	16 821	10 750	13 801	8552
-1.5 m (-5 ft.)			16 350	16 350	33 262	25 797	25 660	18 040	20 543	13 534	16 905	10 564		
-3.0 m (-10 ft.)	16 528	16 528	24 952	24 952	31 886	25 835	24 981	17 964	20 048	13 455	16 234	10 548		
-4.5 m (-15 ft.)	25 416	25 416	36 206	36 206	29 279	26 138	23 165	18 132	18 445	13 599				
-6.0 m (-20 ft.)			31 730	31 730	24 964	24 964	19 636	18 591						

# DASH-5

## Lift Charts

**Boldface type** indicates hydraulically limited capacity; **lightface type** indicates stability-limited capacities, in kg (lb.). Ratings at bucket lift hook; machine equipped with standard gauge and situated on firm, uniform supporting surface. Total load includes weight of cables, hook, etc. Figures do not exceed 87 percent of hydraulic capacities or 75 percent of weight needed to tip machine. All lift capacities are based on ISO 10567 (with power boost).

Load Point Height	3.0 m (10 ft.)		4.5 m (15 ft.)		6.0 m (20 ft.)		7.5 m (25 ft.)		9.0 m (30 ft.)		10.5 m (35 ft.)		12.0 m (40 ft.)	
Horizontal Distance from Centerline of Rotation	Over Front	Over Side	Over Front	Over Side	Over Front	Over Side	Over Front	Over Side	Over Front	Over Side	Over Front	Over Side	Over Front	Over Side
With 3.5-m <sup>3</sup> (4.58 cu. yd.) bucket, 3.7-m (12 ft. 2 in.) arm, 8.4-m (27 ft. 7 in.) boom, and 900-mm (36 in.) double bar grouser shoes														
9.0 m (30 ft.)									<b>13 883</b>	<b>13 883</b>				
									<b>(30,445)</b>	<b>(30,445)</b>				
7.5 m (25 ft.)									<b>14 650</b>	<b>14 650</b>	<b>13 097</b>	<b>12 403</b>		
									<b>(31,872)</b>	<b>(31,872)</b>	<b>(25,048)</b>	<b>(25,048)</b>		
6.0 m (20 ft.)					<b>22 867</b>	<b>22 867</b>	<b>18 428</b>	<b>18 428</b>	<b>15 885</b>	<b>15 885</b>	<b>14 331</b>	<b>12 206</b>		
					<b>(48,972)</b>	<b>(48,972)</b>	<b>(39,742)</b>	<b>(39,742)</b>	<b>(34,438)</b>	<b>(34,438)</b>	<b>(31,213)</b>	<b>(26,116)</b>		
4.5 m (15 ft.)			<b>27 613</b>	<b>27 613</b>	<b>20 981</b>	<b>20 981</b>	<b>20 942</b>	<b>20 942</b>	<b>17 362</b>	<b>15 521</b>	<b>15 159</b>	<b>11 849</b>		
			<b>(59,131)</b>	<b>(59,131)</b>	<b>(45,194)</b>	<b>(45,194)</b>	<b>(45,132)</b>	<b>(45,132)</b>	<b>(37,560)</b>	<b>(33,384)</b>	<b>(32,927)</b>	<b>(25,416)</b>		
3.0 m (10 ft.)			<b>31 519</b>	<b>27 885</b>	<b>23 337</b>	<b>19 847</b>	<b>18 811</b>	<b>14 858</b>	<b>16 005</b>	<b>11 450</b>				
			<b>(67,721)</b>	<b>(60,141)</b>	<b>(50,308)</b>	<b>(42,764)</b>	<b>(40,667)</b>	<b>(31,963)</b>	<b>(34,698)</b>	<b>(24,576)</b>				
1.5 m (5 ft.)			<b>25 408</b>	<b>25 408</b>	<b>25 009</b>	<b>19 031</b>	<b>19 954</b>	<b>14 310</b>	<b>16 691</b>	<b>11 103</b>				
			<b>(61,704)</b>	<b>(57,717)</b>	<b>(53,998)</b>	<b>(40,974)</b>	<b>(43,142)</b>	<b>(30,777)</b>	<b>(36,137)</b>	<b>(23,838)</b>				
Ground Line			<b>29 583</b>	<b>26 386</b>	<b>25 770</b>	<b>18 542</b>	<b>20 579</b>	<b>13 934</b>	<b>17 019</b>	<b>10 858</b>				
			<b>(69,892)</b>	<b>(56,704)</b>	<b>(55,722)</b>	<b>(39,887)</b>	<b>(44,499)</b>	<b>(29,959)</b>	<b>(36,789)</b>	<b>(23,320)</b>				
-1.5 m (-5 ft.)			<b>18 560</b>	<b>18 560</b>	<b>32 751</b>	<b>26 313</b>	<b>25 587</b>	<b>18 338</b>	<b>20 522</b>	<b>13 749</b>	<b>16 753</b>	<b>10 755</b>		
			<b>(42,711)</b>	<b>(42,711)</b>	<b>(70,992)</b>	<b>(56,510)</b>	<b>(55,356)</b>	<b>(39,429)</b>	<b>(44,342)</b>	<b>(29,561)</b>	<b>(36,067)</b>	<b>(23,121)</b>		
-3.0 m (-10 ft.)	<b>20 695</b>	<b>20 695</b>	<b>30 186</b>	<b>30 186</b>	<b>30 768</b>	<b>26 486</b>	<b>24 398</b>	<b>18 375</b>	<b>19 560</b>	<b>13 767</b>				
	<b>(46,802)</b>	<b>(46,802)</b>	<b>(69,025)</b>	<b>(69,025)</b>	<b>(66,644)</b>	<b>(56,882)</b>	<b>(52,716)</b>	<b>(39,513)</b>	<b>(42,114)</b>	<b>(29,620)</b>				
-4.5 m (-15 ft.)			<b>34 430</b>	<b>34 430</b>	<b>27 474</b>	<b>26 903</b>	<b>21 900</b>	<b>18 657</b>	<b>17 089</b>	<b>14 047</b>				
			<b>(74,510)</b>	<b>(74,510)</b>	<b>(59,278)</b>	<b>(57,812)</b>	<b>(47,044)</b>	<b>(40,158)</b>	<b>(36,205)</b>	<b>(30,306)</b>				
-6.0 m (-20 ft.)			<b>27 445</b>	<b>27 445</b>	<b>22 087</b>	<b>22 087</b>	<b>16 999</b>	<b>16 999</b>						
			<b>(58,692)</b>	<b>(58,692)</b>	<b>(46,986)</b>	<b>(46,986)</b>	<b>(35,451)</b>							
With 2.9-m <sup>3</sup> (3.79 cu. yd.) bucket, 4.4-m (14 ft. 5 in.) arm, 8.4-m (27 ft. 7 in.) boom, and 650-mm (26 in.) double bar grouser shoes														
9.0 m (30 ft.)											<b>10 020</b>	<b>10 020</b>		
											<b>(19,500)</b>	<b>(19,500)</b>		
7.5 m (25 ft.)									<b>13 530</b>	<b>13 530</b>	<b>12 670</b>	<b>12 670</b>		
									<b>(29,500)</b>	<b>(29,500)</b>	<b>(26,600)</b>	<b>(26,600)</b>		
6.0 m (20 ft.)							<b>16 970</b>	<b>16 970</b>	<b>14 840</b>	<b>14 840</b>	<b>13 490</b>	<b>12 520</b>	<b>9300</b>	<b>9300</b>
							<b>(36,600)</b>	<b>(36,600)</b>	<b>(32,200)</b>	<b>(32,200)</b>	<b>(29,400)</b>	<b>(26,800)</b>	<b>(16,500)</b>	<b>(16,500)</b>
4.5 m (15 ft.)					<b>25 250</b>	<b>25 250</b>	<b>19 610</b>	<b>19 610</b>	<b>16 420</b>	<b>15 840</b>	<b>14 420</b>	<b>12 090</b>	<b>12 000</b>	<b>9340</b>
					<b>(54,100)</b>	<b>(54,100)</b>	<b>(42,300)</b>	<b>(42,300)</b>	<b>(35,500)</b>	<b>(34,100)</b>	<b>(31,300)</b>	<b>(25,900)</b>	<b>(23,400)</b>	<b>(19,900)</b>
3.0 m (10 ft.)			<b>29 590</b>	<b>28 580</b>	<b>22 180</b>	<b>20 220</b>	<b>20 220</b>	<b>18 010</b>	<b>15 100</b>	<b>15 400</b>	<b>11 630</b>	<b>13 670</b>	<b>9100</b>	
			<b>(63,600)</b>	<b>(61,600)</b>	<b>(47,800)</b>	<b>(43,600)</b>	<b>(38,900)</b>	<b>(32,500)</b>	<b>(33,400)</b>	<b>(25,000)</b>	<b>(27,700)</b>	<b>(19,500)</b>		
1.5 m (5 ft.)			<b>28 890</b>	<b>27 130</b>	<b>24 200</b>	<b>19 250</b>	<b>19 360</b>	<b>14 460</b>	<b>16 260</b>	<b>11 220</b>	<b>14 110</b>	<b>8860</b>		
			<b>(69,900)</b>	<b>(58,400)</b>	<b>(52,200)</b>	<b>(41,500)</b>	<b>(41,900)</b>	<b>(31,100)</b>	<b>(35,200)</b>	<b>(24,100)</b>	<b>(29,700)</b>	<b>(19,000)</b>		
Ground Line			<b>28 790</b>	<b>26 390</b>	<b>25 380</b>	<b>18 610</b>	<b>20 260</b>	<b>13 990</b>	<b>16 820</b>	<b>10 900</b>	<b>13 990</b>	<b>8680</b>		
			<b>(68,000)</b>	<b>(56,700)</b>	<b>(54,900)</b>	<b>(40,000)</b>	<b>(43,800)</b>	<b>(30,100)</b>	<b>(36,400)</b>	<b>(23,400)</b>	<b>(26,800)</b>	<b>(18,600)</b>		
-1.5 m (-5 ft.)			<b>16 350</b>	<b>16 350</b>	<b>33 260</b>	<b>26 110</b>	<b>25 660</b>	<b>18 270</b>	<b>20 540</b>	<b>13 720</b>	<b>16 910</b>	<b>10 710</b>		
			<b>(37,600)</b>	<b>(37,600)</b>	<b>(72,000)</b>	<b>(56,100)</b>	<b>(55,500)</b>	<b>(39,300)</b>	<b>(44,400)</b>	<b>(29,500)</b>	<b>(36,500)</b>	<b>(23,000)</b>		
-3.0 m (-10 ft.)	<b>16 530</b>	<b>16 530</b>	<b>24 950</b>	<b>24 950</b>	<b>31 890</b>	<b>26 150</b>	<b>24 980</b>	<b>18 190</b>	<b>20 050</b>	<b>13 640</b>	<b>16 230</b>	<b>10 700</b>		
	<b>(37,400)</b>	<b>(37,400)</b>	<b>(57,100)</b>	<b>(57,100)</b>	<b>(69,000)</b>	<b>(56,200)</b>	<b>(54,000)</b>	<b>(39,100)</b>	<b>(43,300)</b>	<b>(29,300)</b>	<b>(34,800)</b>	<b>(23,000)</b>		
-4.5 m (-15 ft.)			<b>25 420</b>	<b>25 420</b>	<b>36 210</b>	<b>36 210</b>	<b>29 280</b>	<b>26 450</b>	<b>23 170</b>	<b>18 360</b>	<b>13 870</b>			
	<b>(57,600)</b>	<b>(57,600)</b>	<b>(81,700)</b>	<b>(81,700)</b>	<b>(63,200)</b>	<b>(56,800)</b>	<b>(49,900)</b>	<b>(39,500)</b>	<b>(39,500)</b>	<b>(29,700)</b>				
-6.0 m (-20 ft.)			<b>31 730</b>	<b>24 960</b>	<b>24 960</b>	<b>19 640</b>	<b>18 820</b>							
			<b>(68,100)</b>	<b>(53,500)</b>	<b>(53,500)</b>	<b>(41,700)</b>	<b>(40,600)</b>							

### Lift Charts

**Boldface** type indicates hydraulically limited capacity; **lightface** type indicates stability-limited capacities, in kg (lb.). Ratings at bucket lift hook; machine equipped with standard gauge and situated on firm, uniform supporting surface. Total load includes weight of cables, hook, etc. Figures do not exceed 87 percent of hydraulic capacities or 75 percent of weight needed to tip machine. All lift capacities are based on ISO 10567 (with power boost).

Load Point Height	3.0 m (10 ft.)		4.5 m (15 ft.)		6.0 m (20 ft.)		7.5 m (25 ft.)		9.0 m (30 ft.)		10.5 m (35 ft.)		12.0 m (40 ft.)	
	Horizontal Distance from Centerline of Rotation													
	Over Front	Over Side	Over Front	Over Side	Over Front	Over Side	Over Front	Over Side	Over Front	Over Side	Over Front	Over Side	Over Front	Over Side
With 2.3-m <sup>3</sup> (3.01 cu. yd.) bucket, 5.4-m (17 ft. 9 in.) arm, 8.4-m (27 ft. 7 in.) boom, and 900-mm (36 in.) double bar grouser shoes														
10.5 m (35 ft.)											<b>7903</b>	<b>7903</b>		
											(15,908)	(15,908)		
9.0 m (30 ft.)											<b>9196</b>	<b>9196</b>		
											(19,732)	(19,732)		
7.5 m (25 ft.)											<b>10 198</b>	<b>10 198</b>	<b>8357</b>	<b>8357</b>
											(22,077)	(22,077)	(16,961)	(16,961)
6.0 m (20 ft.)									<b>12 306</b>	<b>12 306</b>	<b>11 664</b>	<b>11 664</b>	<b>9883</b>	<b>9874</b>
									(26,696)	(26,696)	(25,213)	(25,213)	(20,706)	(20,706)
4.5 m (15 ft.)					<b>21 681</b>	<b>21 681</b>	<b>17 383</b>	<b>17 383</b>	<b>14 831</b>	<b>14 831</b>	<b>13 180</b>	<b>12 389</b>	<b>11 463</b>	
					(46,511)	(46,511)	(37,484)	(37,484)	(32,105)	(32,105)	(28,625)	(26,584)	(24,148)	
3.0 m (10 ft.)					<b>26 463</b>	<b>26 463</b>	<b>20 202</b>	<b>20 202</b>	<b>16 606</b>	<b>15 456</b>	<b>14 320</b>	<b>11 854</b>	<b>12 778</b>	<b>9256</b>
					(56,876)	(56,876)	(43,569)	(43,569)	(35,917)	(33,241)	(31,053)	(25,443)	(27,780)	(19,809)
1.5 m (5 ft.)					<b>30 211</b>	<b>27 759</b>	<b>22 648</b>	<b>19 627</b>	<b>18 223</b>	<b>14 690</b>	<b>15 385</b>	<b>11 351</b>	<b>13 436</b>	<b>8933</b>
					(65,115)	(59,768)	(48,895)	(42,253)	(39,412)	(31,589)	(33,332)	(24,366)	(29,154)	(19,129)
Ground Line			<b>10 905</b>	<b>10 905</b>	<b>31 523</b>	<b>26 544</b>	<b>24 385</b>	<b>18 748</b>	<b>19 466</b>	<b>14 079</b>	<b>16 221</b>	<b>10 935</b>	<b>13 921</b>	<b>8665</b>
			(25,354)	(25,354)	(70,031)	(57,082)	(52,707)	(40,333)	(42,109)	(30,265)	(35,117)	(23,472)	(30,030)	(18,566)
-1.5 m (-5 ft.)	<b>7899</b>	<b>7899</b>	<b>15 260</b>	<b>15 260</b>	<b>33 055</b>	<b>25 921</b>	<b>25 274</b>	<b>18 199</b>	<b>20 179</b>	<b>13 660</b>	<b>16 680</b>	<b>10 641</b>	<b>13 798</b>	<b>8488</b>
	(17,940)	(17,940)	(34,998)	(34,998)	(71,775)	(55,694)	(54,665)	(39,131)	(43,646)	(29,359)	(36,069)	(22,847)	(29,646)	(18,207)
-3.0 m (-10 ft.)	<b>13 566</b>	<b>13 566</b>	<b>21 253</b>	<b>21 253</b>	<b>32 706</b>	<b>25 716</b>	<b>25 265</b>	<b>17 945</b>	<b>20 231</b>	<b>13 444</b>	<b>16 593</b>	<b>10 498</b>	<b>13 361</b>	<b>8449</b>
	(30,695)	(30,695)	(48,564)	(48,564)	(70,773)	(55,236)	(54,631)	(38,577)	(43,708)	(28,899)	(35,780)	(22,555)	(23,915)	(18,173)
-4.5 m (-15 ft.)	<b>20 113</b>	<b>20 113</b>	<b>29 197</b>	<b>29 197</b>	<b>31 046</b>	<b>25 829</b>	<b>24 264</b>	<b>17 950</b>	<b>19 434</b>	<b>13 437</b>	<b>15 659</b>	<b>10 539</b>		
	(45,551)	(45,551)	(66,831)	(66,831)	(67,079)	(55,491)	(52,358)	(38,603)	(41,837)	(28,906)	(33,479)	(22,689)		
-6.0 m (-20 ft.)	<b>28 309</b>	<b>28 309</b>	<b>36 611</b>	<b>36 611</b>	<b>27 971</b>	<b>26 238</b>	<b>21 986</b>	<b>18 216</b>	<b>17 363</b>	<b>13 674</b>				
	(64,353)	(64,353)	(78,801)	(78,801)	(60,141)	(56,416)	(47,140)	(39,221)	(36,943)	(29,481)				
-7.5 m (-25 ft.)			<b>29 486</b>	<b>29 486</b>	<b>22 808</b>	<b>22 808</b>	<b>17 609</b>	<b>17 609</b>						
			(62,632)	(62,632)	(48,305)	(48,305)	(36,855)	(36,855)						
With 4.5-m <sup>3</sup> (5.89 cu. yd.) bucket, 2.95-m (9 ft. 8 in.) BE arm, 7.1-m (23 ft. 4 in.) BE boom, and 900-mm (36 in.) double bar grouser shoes														
7.5 m (25 ft.)							<b>18 586</b>	<b>18 586</b>						
							(40,535)	(40,535)						
6.0 m (20 ft.)					<b>24 030</b>	<b>24 030</b>	<b>20 180</b>	<b>20 180</b>	<b>17 955</b>	<b>15 616</b>				
					(51,762)	(51,762)	(43,741)	(43,741)	(39,197)	(33,334)				
4.5 m (15 ft.)					<b>28 171</b>	<b>28 171</b>	<b>22 238</b>	<b>21 133</b>	<b>18 941</b>	<b>15 270</b>				
					(60,565)	(60,565)	(48,083)	(45,447)	(41,121)	(32,694)				
3.0 m (10 ft.)					<b>31 893</b>	<b>28 977</b>	<b>24 273</b>	<b>20 149</b>	<b>19 970</b>	<b>14 757</b>				
					(68,676)	(62,388)	(52,446)	(43,335)	(43,285)	(31,668)				
1.5 m (5 ft.)					<b>33 940</b>	<b>27 739</b>	<b>25 677</b>	<b>19 350</b>	<b>20 662</b>	<b>14 282</b>				
					(73,303)	(59,648)	(55,503)	(41,600)	(44,705)	(30,657)				
Ground Line					<b>34 060</b>	<b>27 104</b>	<b>26 028</b>	<b>18 837</b>	<b>20 609</b>	<b>13 964</b>				
					(73,723)	(58,218)	(56,274)	(40,477)	(44,450)	(29,987)				
-1.5 m (-5 ft.)			<b>37 404</b>	<b>37 404</b>	<b>32 417</b>	<b>26 913</b>	<b>24 990</b>	<b>18 630</b>						
			(86,602)	(86,602)	(70,176)	(57,779)	(53,930)	(40,033)						
-3.0 m (-10 ft.)	<b>37 120</b>	<b>37 120</b>	<b>37 087</b>	<b>37 087</b>	<b>28 747</b>	<b>27 093</b>	<b>21 817</b>	<b>18 775</b>						
	(84,432)	(84,432)	(80,338)	(80,338)	(61,986)	(58,186)	(46,554)	(40,399)						
-4.5 m (-15 ft.)			<b>28 289</b>	<b>28 289</b>	<b>21 549</b>	<b>21 549</b>								
			(60,462)	(60,462)	(45,368)	(45,368)								



# DASH-5

## Lift Charts

**Boldface** type indicates hydraulically limited capacity; **lightface** type indicates stability-limited capacities, in kg (lb.). Ratings at bucket lift hook; machine equipped with standard gauge and situated on firm, uniform supporting surface. Total load includes weight of cables, hook, etc. Figures do not exceed 87 percent of hydraulic capacities or 75 percent of weight needed to tip machine. All lift capacities are based on ISO 10567 (with power boost).

Load Point Height	3.0 m (10 ft.)		4.5 m (15 ft.)		6.0 m (20 ft.)		7.5 m (25 ft.)		9.0 m (30 ft.)		10.5 m (35 ft.)		12.0 m (40 ft.)	
Horizontal Distance from Centerline of Rotation	Over Front	Over Side	Over Front	Over Side	Over Front	Over Side	Over Front	Over Side	Over Front	Over Side	Over Front	Over Side	Over Front	Over Side
With 2-m <sup>3</sup> (2.63 cu. yd.) bucket, 4.4-m (14 ft. 5 in.) arm, 10-m (32 ft. 10 in.) boom, and 900-mm (36 in.) double bar grouser shoes														
9.0 m (30 ft.)											<b>10 151</b>	<b>10 151</b>	<b>9756</b>	<b>9756</b>
											(22,132)	(22,132)	(21,446)	(21,283)
7.5 m (25 ft.)											<b>10 899</b>	<b>10 899</b>	<b>10 132</b>	<b>9810</b>
											(23,662)	(23,662)	(22,105)	(20,957)
6.0 m (20 ft.)							<b>16 521</b>	<b>16 521</b>	<b>13 630</b>	<b>13 630</b>	<b>11 858</b>	<b>11 858</b>	<b>10 724</b>	<b>9483</b>
							(35,416)	(35,416)	(29,377)	(29,377)	(25,670)	(25,670)	(23,319)	(20,312)
4.5 m (15 ft.)							<b>19 241</b>	<b>19 241</b>	<b>15 295</b>	<b>14 885</b>	<b>12 932</b>	<b>11 545</b>	<b>11 408</b>	<b>9083</b>
							(41,259)	(41,259)	(32,945)	(32,099)	(27,955)	(24,832)	(24,750)	(19,473)
3.0 m (10 ft.)							<b>21 599</b>	<b>18 293</b>	<b>16 856</b>	<b>13 987</b>	<b>13 985</b>	<b>10 947</b>	<b>12 110</b>	<b>8686</b>
							(46,412)	(39,516)	(36,327)	(30,155)	(30,219)	(23,547)	(26,236)	(18,631)
1.5 m (5 ft.)							<b>23 185</b>	<b>17 376</b>	<b>18 103</b>	<b>13 284</b>	<b>14 889</b>	<b>10 443</b>	<b>12 734</b>	<b>8338</b>
							(49,966)	(37,469)	(39,061)	(28,616)	(32,178)	(22,456)	(27,568)	(17,886)
Ground Line							<b>23 959</b>	<b>16 880</b>	<b>18 919</b>	<b>12 809</b>	<b>15 545</b>	<b>10 069</b>	<b>13 194</b>	<b>8070</b>
							(51,762)	(36,337)	(40,872)	(27,567)	(33,604)	(21,642)	(28,545)	(17,314)
-1.5 m (-5 ft.)					<b>13 348</b>	<b>13 348</b>	<b>24 068</b>	<b>16 677</b>	<b>19 267</b>	<b>12 546</b>	<b>15 876</b>	<b>9839</b>	<b>13 200</b>	<b>7905</b>
					(31,421)	(31,421)	(52,075)	(35,861)	(41,656)	(26,983)	(34,317)	(21,143)	(28,378)	(16,969)
-3.0 m (-10 ft.)			<b>11 968</b>	<b>11 968</b>	<b>20 969</b>	<b>20 969</b>	<b>23 609</b>	<b>16 679</b>	<b>19 127</b>	<b>12 468</b>	<b>15 807</b>	<b>9756</b>	<b>13 157</b>	<b>7865</b>
			(27,635)	(27,635)	(48,643)	(48,643)	(51,101)	(35,853)	(41,349)	(26,809)	(34,134)	(20,971)	(28,313)	(16,908)
-4.5 m (-15 ft.)	<b>15 257</b>	<b>15 257</b>	<b>20 145</b>	<b>20 145</b>	<b>27 964</b>	<b>24 512</b>	<b>22 563</b>	<b>16 854</b>	<b>18 433</b>	<b>12 559</b>	<b>15 212</b>	<b>9830</b>	<b>12 437</b>	<b>7999</b>
	(34,672)	(34,672)	(46,108)	(46,108)	(60,593)	(52,631)	(48,786)	(36,239)	(39,781)	(27,018)	(32,732)	(21,158)	(26,419)	(17,278)
-6.0 m (-20 ft.)	<b>23 304</b>	<b>23 304</b>	<b>29 883</b>	<b>29 883</b>	<b>25 525</b>	<b>25 021</b>	<b>20 774</b>	<b>17 210</b>	<b>16 994</b>	<b>12 835</b>	<b>13 757</b>	<b>10 112</b>		
	(52,949)	(52,949)	(68,530)	(68,530)	(55,119)	(53,772)	(44,755)	(37,042)	(36,475)	(27,657)	(29,212)	(21,846)		
-7.5 m (-25 ft.)			<b>26 926</b>	<b>26 926</b>	<b>21 895</b>	<b>21 895</b>	<b>17 842</b>	<b>17 809</b>	<b>14 240</b>	<b>13 388</b>				
			(57,739)	(57,739)	(46,867)	(46,867)	(38,010)	(38,010)	(29,895)	(28,975)				
With 1.9-m <sup>3</sup> (2.48 cu. yd.) bucket, 5.4-m (17 ft. 9 in.) arm, 10-m (32 ft. 10 in.) boom, and 900-mm (36 in.) double bar grouser shoes														
9.0 m (30 ft.)													<b>8717</b>	<b>8717</b>
													(19,090)	(19,090)
7.5 m (25 ft.)											<b>9858</b>	<b>9858</b>	<b>9221</b>	<b>9221</b>
											(21,398)	(21,398)	(20,090)	(20,090)
6.0 m (20 ft.)									<b>12 358</b>	<b>12 358</b>	<b>10 883</b>	<b>10 883</b>	<b>9892</b>	<b>9883</b>
									(26,649)	(26,649)	(23,559)	(23,559)	(21,494)	(21,173)
4.5 m (15 ft.)							<b>17 395</b>	<b>17 395</b>	<b>14 090</b>	<b>14 090</b>	<b>12 034</b>	<b>12 029</b>	<b>10 666</b>	<b>9437</b>
							(37,340)	(37,340)	(30,365)	(30,365)	(26,017)	(25,866)	(23,130)	(20,232)
3.0 m (10 ft.)							<b>19 975</b>	<b>19 183</b>	<b>15 787</b>	<b>14 568</b>	<b>13 193</b>	<b>11 355</b>	<b>11 466</b>	<b>8984</b>
							(42,948)	(41,424)	(34,036)	(31,400)	(28,512)	(24,419)	(24,838)	(19,267)
1.5 m (5 ft.)							<b>21 992</b>	<b>17 948</b>	<b>17 249</b>	<b>13 708</b>	<b>14 242</b>	<b>10 756</b>	<b>12 211</b>	<b>8568</b>
							(47,391)	(38,713)	(37,224)	(29,529)	(30,782)	(23,125)	(26,435)	(18,377)
Ground Line							<b>23 285</b>	<b>17 153</b>	<b>18 341</b>	<b>13 069</b>	<b>15 081</b>	<b>10 278</b>	<b>12 822</b>	<b>8225</b>
							(22,849)	(36,945)	(40,435)	(28,131)	(39,622)	(22,091)	(32,606)	(17,641)
-1.5 m (-5 ft.)					<b>13 383</b>	<b>13 383</b>	<b>23 894</b>	<b>16 721</b>	<b>19 000</b>	<b>12 658</b>	<b>15 636</b>	<b>9945</b>	<b>13 228</b>	<b>7979</b>
					(31,212)	(31,212)	(51,669)	(35,977)	(41,078)	(27,228)	(33,810)	(21,368)	(28,555)	(17,115)
-3.0 m (-10 ft.)			<b>10 774</b>	<b>10 774</b>	<b>18 566</b>	<b>18 566</b>	<b>23 900</b>	<b>16 561</b>	<b>19 202</b>	<b>12 453</b>	<b>15 846</b>	<b>9761</b>	<b>13 146</b>	<b>7846</b>
			(24,721)	(24,721)	(42,934)	(42,934)	(51,712)	(35,613)	(41,521)	(26,778)	(34,245)	(20,975)	(28,263)	(16,843)
-4.5 m (-15 ft.)	<b>12 312</b>	<b>12 312</b>	<b>16 579</b>	<b>16 579</b>	<b>25 346</b>	<b>23 979</b>	<b>23 325</b>	<b>16 614</b>	<b>18 907</b>	<b>12 431</b>	<b>15 628</b>	<b>9730</b>	<b>13 057</b>	<b>7847</b>
	(27,934)	(27,934)	(37,876)	(37,876)	(58,533)	(51,509)	(50,442)	(35,729)	(40,845)	(26,738)	(33,711)	(20,922)	(28,068)	(16,876)
-6.0 m (-20 ft.)	<b>18 197</b>	<b>18 197</b>	<b>23 583</b>	<b>23 583</b>	<b>27 626</b>	<b>24 408</b>	<b>22 096</b>	<b>16 860</b>	<b>18 010</b>	<b>12 589</b>	<b>14 823</b>	<b>9866</b>	<b>12 050</b>	<b>8033</b>
	(41,299)	(41,299)	(53,952)	(53,952)	(59,688)	(52,460)	(47,677)	(36,283)	(38,788)	(27,105)	(31,805)	(21,255)	(25,492)	(17,363)
-7.5 m (-25 ft.)	<b>25 375</b>	<b>25 375</b>	<b>31 576</b>	<b>31 576</b>	<b>24 810</b>	<b>24 810</b>	<b>19 994</b>	<b>17 319</b>	<b>16 247</b>	<b>12 957</b>	<b>13 000</b>	<b>10 237</b>		
	(57,797)	(57,797)	(67,916)	(67,916)	(53,324)	(53,324)	(42,882)	(37,325)	(34,683)	(27,960)	(27,337)	(22,163)		
-9.0 m (-30 ft.)			<b>25 770</b>	<b>25 770</b>	<b>20 524</b>	<b>20 524</b>	<b>16 466</b>	<b>16 466</b>	<b>12 798</b>	<b>12 798</b>				
			(54,676)	(54,676)	(43,483)	(43,483)	(34,644)	(34,644)	(26,223)	(26,223)				

### Lift Charts

**Boldface** type indicates hydraulically limited capacity; **lightface** type indicates stability-limited capacities, in kg (lb.). Ratings at bucket lift hook; machine equipped with standard gauge and situated on firm, uniform supporting surface. Total load includes weight of cables, hook, etc. Figures do not exceed 87 percent of hydraulic capacities or 75 percent of weight needed to tip machine. All lift capacities are based on ISO 10567 (with power boost).

Load Point Height	3.0 m (10 ft.)		4.5 m (15 ft.)		6.0 m (20 ft.)		7.5 m (25 ft.)		9.0 m (30 ft.)		10.5 m (35 ft.)		12.0 m (40 ft.)		
	Horizontal Distance from Centerline of Rotation														
	Over Front	Over Side	Over Front	Over Side	Over Front	Over Side	Over Front	Over Side	Over Front	Over Side	Over Front	Over Side	Over Front	Over Side	
With 2-m <sup>3</sup> (2.63 cu. yd.) bucket, 4-4-m (14 ft. 5 in.) arm, 10-m (32 ft. 10 in.) boom, and 1020-mm (40 in.) double-bar grouser shoes															
9.0 m (30 ft.)												<b>10 151</b>	<b>10 151</b>	<b>9756</b>	<b>9756</b>
												(22,131)	(22,131)	(21,445)	(21,445)
7.5 m (25 ft.)												<b>10 899</b>	<b>10 899</b>	<b>10 132</b>	<b>9922</b>
												(23,662)	(23,662)	(22,105)	(21,199)
6.0 m (20 ft.)							<b>16 521</b>	<b>16 521</b>	<b>13 630</b>	<b>13 630</b>	<b>11 858</b>	<b>11 858</b>	<b>10 724</b>	<b>9595</b>	
							(35,416)	(35,416)	(29,377)	(29,377)	(25,670)	(25,670)	(23,319)	(20,555)	
4.5 m (15 ft.)							<b>19 241</b>	<b>19 241</b>	<b>15 295</b>	<b>15 044</b>	<b>12 932</b>	<b>11 676</b>	<b>11 408</b>	<b>9195</b>	
							(41,259)	(41,259)	(32,945)	(32,443)	(27,955)	(25,116)	(24,750)	(19,715)	
3.0 m (10 ft.)							<b>21 599</b>	<b>18 494</b>	<b>16 856</b>	<b>14 146</b>	<b>13 985</b>	<b>11 079</b>	<b>12 110</b>	<b>8798</b>	
							(46,412)	(39,951)	(36,327)	(30,499)	(30,219)	(23,832)	(26,236)	(18,873)	
1.5 m (5 ft.)							<b>23 185</b>	<b>17 577</b>	<b>18 103</b>	<b>13 443</b>	<b>14 889</b>	<b>10 574</b>	<b>12 734</b>	<b>8450</b>	
							(49,966)	(37,903)	(39,061)	(28,959)	(32,178)	(22,740)	(27,568)	(18,129)	
Ground Line							<b>23 959</b>	<b>17 081</b>	<b>18 919</b>	<b>12 968</b>	<b>15 545</b>	<b>10 200</b>	<b>13 194</b>	<b>8182</b>	
							(51,762)	(36,772)	(40,872)	(27,910)	(33,604)	(21,927)	(28,545)	(17,556)	
-1.5 m (-5 ft.)					<b>13 350</b>	<b>13 350</b>	<b>24 068</b>	<b>16 878</b>	<b>19 267</b>	<b>12 705</b>	<b>15 876</b>	<b>9970</b>	<b>13 361</b>	<b>8017</b>	
					(31,425)	(31,425)	(52,075)	(36,296)	(41,656)	(27,326)	(34,317)	(21,427)	(28,727)	(17,211)	
-3.0 m (-10 ft.)			<b>11 969</b>	<b>11 969</b>	<b>20 973</b>	<b>20 973</b>	<b>23 609</b>	<b>16 880</b>	<b>19 127</b>	<b>12 626</b>	<b>15 807</b>	<b>9887</b>	<b>13 242</b>	<b>7977</b>	
			(27,636)	(27,636)	(48,661)	(48,661)	(51,101)	(36,288)	(41,349)	(27,152)	(34,134)	(21,255)	(28,514)	(17,151)	
-4.5 m (-15 ft.)	<b>15 257</b>	<b>15 257</b>	<b>20 145</b>	<b>20 145</b>	<b>27 964</b>	<b>24 787</b>	<b>22 563</b>	<b>17 055</b>	<b>18 433</b>	<b>12 717</b>	<b>15 212</b>	<b>9961</b>	<b>12 437</b>	<b>8111</b>	
	(34,673)	(34,673)	(46,118)	(46,118)	(60,593)	(53,222)	(48,786)	(36,674)	(39,781)	(27,362)	(32,732)	(21,442)	(26,419)	(17,521)	
-6.0 m (-20 ft.)	<b>23 308</b>	<b>23 308</b>	<b>29 885</b>	<b>29 885</b>	<b>25 525</b>	<b>25 296</b>	<b>20 774</b>	<b>17 411</b>	<b>16 994</b>	<b>12 994</b>	<b>13 757</b>	<b>10 243</b>			
	(52,949)	(52,949)	(68,516)	(68,516)	(55,119)	(54,363)	(44,755)	(37,477)	(36,475)	(28,000)	(29,212)	(22,130)			
-7.5 m (-25 ft.)			<b>26 926</b>	<b>26 926</b>	<b>21 895</b>	<b>21 895</b>	<b>17 842</b>	<b>17 842</b>	<b>14 240</b>	<b>13 547</b>					
			(57,739)	(57,739)	(46,867)	(46,867)	(38,010)	(38,010)	(29,895)	(29,319)					

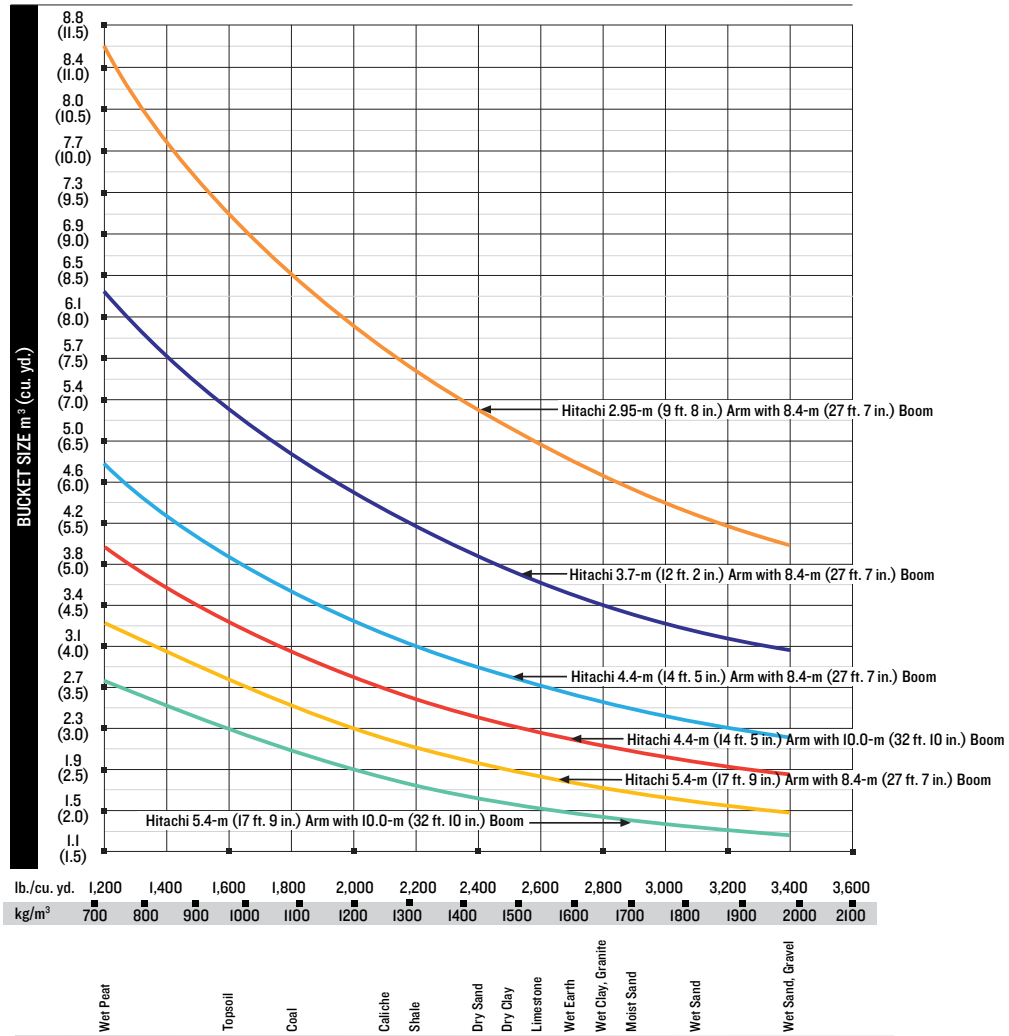
### Buckets

A full line of buckets is offered to meet a wide variety of applications. Digging forces are with power boost. Buckets are equipped with ESCO teeth standard. Replaceable cutting edges and a variety of teeth are available through Hitachi parts. Optional side cutters add 150 mm (6 in.) to bucket widths. Capacities are SAE heaped ratings.

Type Bucket	Bucket Width		Bucket Capacity		Bucket Weight		Bucket Dig Force		Arm Dig Force		Arm Dig Force		ME Arm Dig Force		Bucket Tip Radius	Number of Teeth	
	mm	in.	m <sup>3</sup>	cu. yd.	kg	lb.	kN	lb.	4.4 m (14 ft. 5 in.)	5.4 m (17 ft. 9 in.)	2.95 m (9 ft. 8 in.)	kN	lb.	kN			lb.
Heavy-Duty High Capacity	914	36	2.09	2.7	2767	6,100	360	80,973	264	59,251	230	51,673	361	81,247	2426	95.53	3
	1067	42	2.55	3.3	2972	6,552	360	80,973	264	59,251	230	51,673	361	81,247	2426	95.53	4
	1219	48	3.02	3.9	3177	7,004	360	80,973	264	59,251	230	51,673	361	81,247	2426	95.53	4
	1372	54	3.49	4.6	3558	7,844	360	80,973	264	59,251	230	51,673	361	81,247	2426	95.53	5
	1524	60	3.98	5.2	3572	7,875	360	80,973	264	59,251	230	51,673	361	81,247	2426	95.53	5
Heavy Capacity Dirt	1829	72	4.96	6.5	3786	8,346	360	80,973	264	59,251	230	51,673	361	81,247	2426	95.53	6
	2032	80	5.63	7.4	4519	9,963	360	80,973	264	59,251	230	51,673	361	81,247	2426	95.53	6
Heavy-Duty	2286	90	5.81	7.6	4296	9,471	341	76,746	268	60,338	275	61,782	370	83,150	2303	90.66	7
Truck Loading	914	36	1.51	2.0	2510	5,534	372	83,647	276	62,098	300	67,336	384	86,270	2113	83.19	3
	1067	42	1.86	2.4	2761	6,087	372	83,647	276	62,098	300	67,336	384	86,270	2113	83.19	4
	1219	48	2.22	2.9	2935	6,471	372	83,647	276	62,098	300	67,336	384	86,270	2113	83.19	4
	1372	54	2.58	3.4	3091	6,814	372	83,647	276	62,098	300	67,336	384	86,270	2113	83.19	5
	1524	60	2.95	3.9	3232	7,125	372	83,647	276	62,098	300	67,336	384	86,270	2113	83.19	5
Truck Loading	2134	84	4.21	5.5	3285	7,242	363	81,638	274	61,607	238	53,456	380	85,393	2165	85.22	6
	2337	92	4.63	6.0	3598	7,932	363	81,638	274	61,607	238	53,456	380	85,393	2165	85.22	8

# DASH-5

## Bucket Selection Guide\*



\*Contact your Hitachi dealer for optimum bucket and attachment selections. These recommendations are for general conditions and average use. Does not include optional equipment such as thumbs or couplers. Larger buckets may be possible when using light materials, for flat and level operations, less compacted materials, and volume loading applications such as mass-excavation applications in ideal conditions. Smaller buckets are recommended for adverse conditions such as off-level applications, rocks, and uneven surfaces. Bucket capacity indicated is SAE heaped.

# DASH-5

## ADDITIONAL EQUIPMENT

Key: ● Standard ▲ Optional or special kit

Engine
● Auto-idle system
● Batteries (2 – 12 volt), 280-min. reserve capacity
● Coolant recovery tank
● Dual-element dry-type air filter
● Electronic engine control
● Enclosed fan guard (conforms to SAE J1308)
● Engine coolant to –37 deg. C (–34 deg. F)
● Automatic belt-tension device
● Fuel filter with water separator
● Full-flow oil filter
● Turbocharger with charge air cooler
● Cool-on-demand hydraulic-driven fan
● Glow-plug start aid
● 500-hour engine-oil-change interval
● 70% (35 deg.) off-level capability
● Hydraulic fan reverser
Hydraulic System
● Reduced-drift valve for boom down, arm in
● Auxiliary hydraulic valve section
● Spring-applied, hydraulically released automatic swing brake
● Auxiliary hydraulic-flow adjustments through monitor
● Auto power lift
● 4,000-hour hydraulic-oil-change interval
▲ Auxiliary pilot and electric controls
▲ Hydraulic filter restriction indicator kit
▲ Load-lowering control / Anti-drift device
▲ Single-pedal propel control
▲ Pattern changer
Undercarriage
● Planetary drive with axial piston motors
● Propel motor shields
● Spring-applied, hydraulically released automatic propel brake
● Track guides, front idler and center
● 2-speed propel with automatic shift
● Upper carrier rollers (3)
● Sealed and lubricated track chain
▲ Double-bar grouser shoes, 650 mm (26 in.)
▲ Double-bar grouser shoes, 750 mm (30 in.)
▲ Double-bar grouser shoes, 900 mm (36 in.)
▲ Double-bar grouser shoes, 1020 mm (40 in.)

Upperstructure
● Right- and left-hand mirrors
● Vandal locks with ignition key: Cab door / Fuel cap / Service doors / Toolbox
● Debris screen in side panel
● Remote mounted engine oil and fuel filters
● Service platform, left side
▲ Counterweight-removal system
Front Attachments
● Centralized lubrication system
● Dirt seals on all bucket pins
● Lubricator with hose reel and grease gun
● No-boom-arm option
▲ Boom, 8.4 m (27 ft. 7 in.)
▲ Boom, mass excavating, 7.1 m (23 ft. 4 in.)
▲ Boom, reach, 10 m (32 ft. 10 in.)
▲ Arm, mass excavating, 2.95 m (9 ft. 8 in.)
▲ Arm, 3.7 m (12 ft. 2 in.)
▲ Arm, 4.4 m (14 ft. 5 in.)
▲ Arm, 5.4 m (17 ft. 9 in.)
▲ Boom cylinder with plumbing to mainframe for no-boom-arm option
▲ Buckets: Heavy duty / Heavy-duty high capacity / Side cutters and teeth
Operator's Station
● Adjustable independent-control positions (levers-to-seat, seat-to-pedals)
● AM/FM radio
● Auto climate control/air conditioner/heater/pressurizer, 5.9 kW (20,000 Btu/hr.)
● Built-in Operator's Manual storage compartment and manual
● Cell-phone power outlet, 12 volt, 60 watt, 5 amp
● Coat hook
● Deluxe suspension cloth seat with 100-mm (4 in.) adjustable armrests
● Floor mat
● Front windshield wiper with intermittent speeds
● Gauges (illuminated): Engine coolant / Fuel
● Horn, electric
● Hour meter, electric
● Hydraulic shutoff lever, all controls
● Hydraulic warm-up control
● Interior light

Operator's Station (continued)
● Large cup holder
● Machine Information Center (MIC)
● Mode selectors (illuminated): Power modes (3) / Travel modes (2 with automatic shift) / Work mode (2) / Boom mode
● Multifunction, color LCD monitor with: Diagnostic capability / Multiple-language capabilities / Maintenance tracking / Clock / System monitoring with alarm features: Auto-idle indicator, engine air cleaner restriction indicator light, engine check, engine coolant temperature indicator light with audible alarm, engine oil pressure indicator light with audible alarm, low-alternator-charge indicator light, low-fuel indicator light, fault code alert indicator, fuel-rate display, wiper-mode indicator, work-lights-on indicator, and work-mode indicator
● Fluid-level switch and indicator light for engine coolant and engine oil
● Motion alarm with cancel switch (conforms to SAE J994)
● Power-boost switch on right console lever
● Propel pedals and levers
● SAE 2-lever control pattern
● Seat belt, 51 mm (2 in.), retractable
● Tinted glass
● Transparent tinted overhead hatch
● Hot/cold beverage compartment
▲ Monitor system with alarm features: Hydraulic oil filter restriction indicator light
▲ Protection screens for cab front, rear, and side
▲ Seat belt, 76 mm (3 in.), non-retractable
▲ Window vandal-protection covers
Electrical
● 50-amp alternator
● Blade-type multi-fused circuits
● Positive-terminal battery covers
● ZXLink™ wireless communication system (available in specific countries; see your dealer for details)
▲ Cab extension wiring harness
Lights
● Work lights: Halogen / 2 mounted on boom / 1 mounted on frame / 2 mounted on top of cab

See your Hitachi dealer for further information.

Net engine power is with standard equipment including air cleaner, exhaust system, alternator, and cooling fan, at test conditions specified per ISO 9249. No derating is required up to 2000-m (6,560 ft.) altitude. Specifications and design subject to change without notice. Wherever applicable, specifications are in accordance with SAE standards. Except where otherwise noted, these specifications are based on a unit with 1370-mm (54 in.) bucket, 900-mm (36 in.) double bar grouser shoes, 13 300-kg (29,321 lb.) counterweight, full fuel tank, and 79-kg (175 lb.) operator.

# HITACHI

hitachiconstruction.com